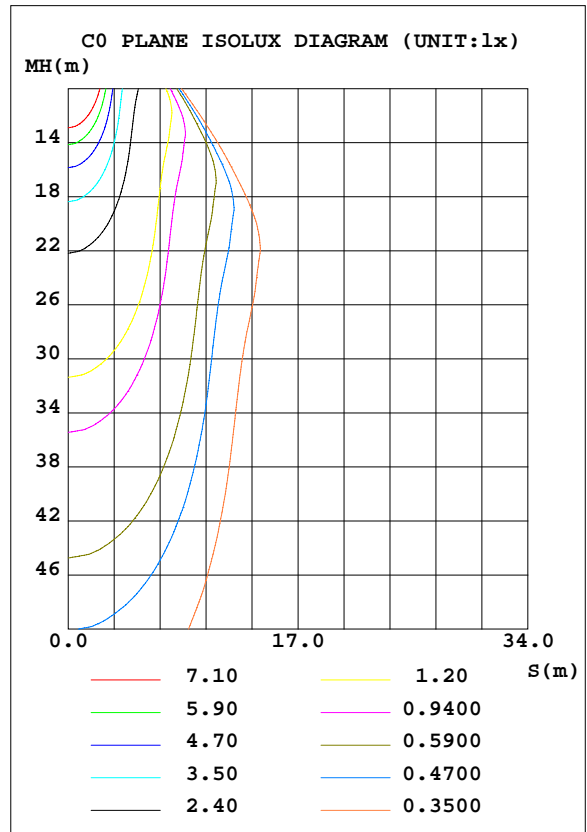
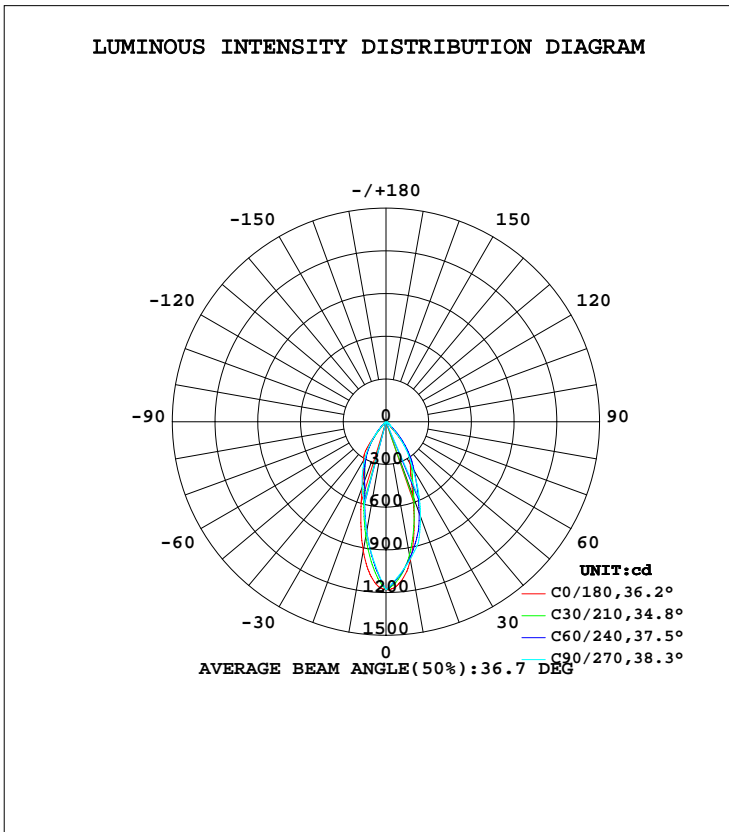


LUMINAIRE PHOTOMETRIC TEST REPORT

NAME: Batumi Longer-8W-35D-3000K-80	TYPE:	WEIGHT:
DIM.:	SPEC.:	SERIAL No.:
MFR.: DOBAC	SUR.:	PROTECTION ANGLE:

DATA OF LAMP		PHOTOMETRIC DATA Eff: 87.39 lm/W			
MODEL	Longer-8W-35D-3000K-80	I <sub>max</sub> (cd)	1181	S/MH(C0/180)	0.56
NOMINAL POWER(W)	8	LOR(%)	100.0	S/MH(C90/270)	0.48
RATED VOLTAGE(V)	228	TOTAL FLUX(lm)	687.80	η UP, DN(C0-180)	0.0, 44.1
NOMINAL FLUX(lm)	687.797	CIE CLASS	DIRECT	η UP, DN(C180-360)	0.0, 55.9
LAMPS INSIDE	1	η up(%)	0.0	CIBSE SHR NOM	0.50
TEST VOLTAGE(V)	227.8	η down(%)	100.0	CIBSE SHR MAX	0.60



C Range: 0 - 360DEG  
C Interval: 5.0DEG  
Test Speed: HIGH  
Temperature:25.3DEG  
Operators:DOBAC  
Test Date:2017-11-06

γ Range: 0 - 90DEG  
γ Interval: 0.5DEG  
Test System:EVERFINE GO-2000B\_V1 SYSTEM V1.0.260  
Humidity:65.0%  
Test Distance:6.960m [K=1.0000]  
Remarks:

**ZONAL FLUX DIAGRAM**

ZONAL FLUX DIAGRAM:

$\gamma$	C0	C45	C90	C135	C180	C225	C270	C315	$\gamma$	$\Phi$ zone	$\Phi$ total	$\%lum, lamp$
5	1106	1005	982.6	1022	1134	1090	1080	1071	0- 5	26.36	26.36	3.83,3.83
10	920.7	793.7	784.5	833.9	987.6	956.9	980.0	911.9	5- 10	69.13	95.49	13.9,13.9
15	684.9	589.0	586.5	640.1	764.3	795.4	879.7	732.1	10- 15	93.60	189.1	27.5,27.5
20	487.8	429.0	488.5	473.3	552.3	633.2	708.8	568.2	15- 20	101.0	290.1	42.2,42.2
25	374.9	336.7	390.6	373.6	413.8	482.5	537.9	434.0	20- 25	99.22	389.4	56.6,56.6
30	313.4	245.6	292.6	285.0	341.5	376.9	367.0	346.0	25- 30	93.44	482.8	70.2,70.2
35	251.0	136.4	199.0	183.4	282.2	299.8	261.2	277.5	30- 35	83.27	566.1	82.3,82.3
40	77.08	29.20	105.3	71.76	143.3	217.4	155.4	181.6	35- 40	61.09	627.2	91.2,91.2
45	13.04	13.77	11.70	24.06	21.73	107.2	49.51	77.93	40- 45	28.61	655.8	95.3,95.3
50	11.93	11.60	10.67	13.69	11.63	35.57	36.66	22.85	45- 50	9.466	665.2	96.7,96.7
55	11.34	10.55	9.633	10.31	11.04	11.49	23.80	11.84	50- 55	5.649	670.9	97.5,97.5
60	10.02	8.981	8.599	8.117	9.801	10.19	10.95	10.52	55- 60	4.921	675.8	98.3,98.3
65	8.214	7.451	6.463	6.342	8.048	8.756	9.372	9.094	60- 65	4.247	680.1	98.9,98.9
70	6.696	5.477	4.327	4.658	6.543	6.877	7.794	7.106	65- 70	3.532	683.6	99.4,99.4
75	4.125	2.862	2.191	2.535	4.813	4.421	6.215	4.403	70- 75	2.690	686.3	99.8,99.8
80	0.7755	0.4840	0	0.5908	1.130	1.794	0	1.639	75- 80	1.331	687.6	100,100
85	0.0731	0	0	0	0.1557	0	0	0	80- 85	0.1735	687.8	100,100
90	0	0	0	0	0.0093	0	0	0	85- 90	0.0097	687.8	100,100
95									90- 95			
100									95-100			
105									100-105			
110									105-110			
115									110-115			
120									115-120			
125									120-125			
130									125-130			
135									130-135			
140									135-140			
145									140-145			
150									145-150			
155									150-155			
160									155-160			
165									160-165			
170									165-170			
175									170-175			
180									175-180			
DEG	LUMINOUS INTENSITY:cd								UNIT:lm			

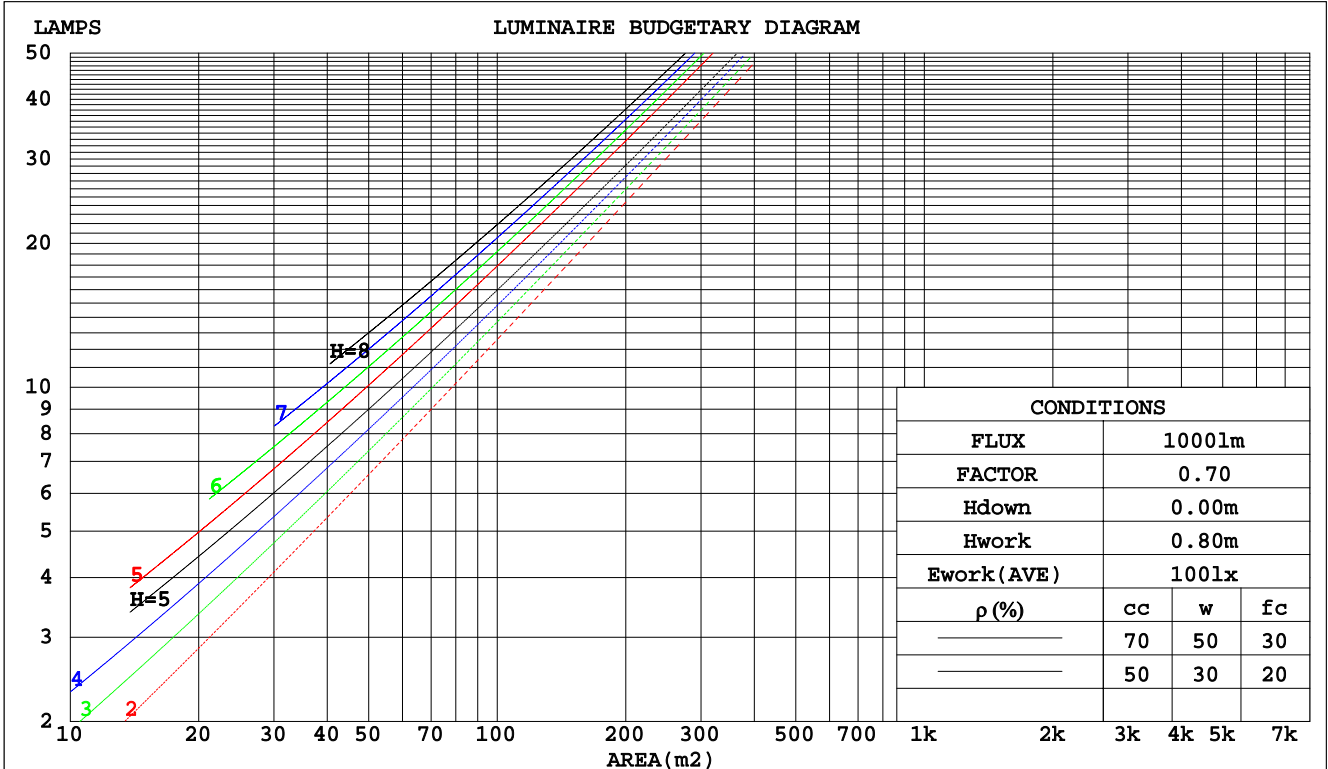
C Range: 0 - 360DEG  
C Interval: 5.0DEG  
Test Speed: HIGH  
Temperature:25.3DEG  
Operators:DOBAC  
Test Date:2017-11-06

$\gamma$  Range: 0 - 90DEG  
 $\gamma$  Interval: 0.5DEG  
Test System:EVERFINE GO-2000B\_V1 SYSTEM V1.0.260  
Humidity:65.0%  
Test Distance:6.960m [K=1.0000]  
Remarks:

**CU AND LUMINAIRE BUDGETARY ESTIMATE DIAGRAM**

NAME: Batumi Longer-8W-35D-3000K-80	TYPE:	WEIGHT:
DIM.:	SPEC.:	SERIAL No.:
MFR.: DOBAC	SUR.:	PROTECTION ANGLE:

pcc	80%			70%			50%			30%			10%			0
pw	50%	30%	10%	50%	30%	10%	50%	30%	10%	50%	30%	10%	50%	30%	10%	0
pfc	20%			20%			20%			20%			20%			0
RCR	RCR:Room Cavity Ratio															
	Coefficients of Utilization(CU)															
0.0	1.19	1.19	1.19	1.16	1.16	1.16	1.11	1.11	1.11	1.06	1.06	1.06	1.02	1.02	1.02	1.00
1.0	1.11	1.08	1.06	1.09	1.06	1.04	1.04	1.03	1.01	1.01	.99	.98	.97	.96	.95	.93
2.0	1.03	.99	.95	1.01	.98	.94	.98	.95	.92	.95	.93	.90	.92	.90	.88	.87
3.0	.96	.91	.87	.95	.90	.86	.92	.88	.85	.90	.86	.84	.87	.85	.82	.81
4.0	.90	.84	.80	.89	.84	.80	.87	.82	.79	.85	.81	.78	.83	.80	.77	.75
5.0	.84	.78	.74	.83	.78	.74	.82	.77	.73	.80	.76	.73	.78	.75	.72	.70
6.0	.79	.73	.69	.78	.73	.69	.77	.72	.68	.76	.71	.68	.74	.70	.67	.66
7.0	.75	.69	.65	.74	.68	.64	.73	.68	.64	.72	.67	.64	.70	.67	.63	.62
8.0	.71	.65	.61	.70	.64	.61	.69	.64	.60	.68	.63	.60	.67	.63	.60	.58
9.0	.67	.61	.57	.66	.61	.57	.65	.60	.57	.65	.60	.57	.64	.60	.57	.55
10.0	.63	.58	.54	.63	.58	.54	.62	.57	.54	.61	.57	.54	.61	.57	.54	.52



C Range: 0 - 360DEG  
 C Interval: 5.0DEG  
 Test Speed: HIGH  
 Temperature: 25.3DEG  
 Operators: DOBAC  
 Test Date: 2017-11-06

γ Range: 0 - 90DEG  
 γ Interval: 0.5DEG  
 Test System: EVERFINE GO-2000B\_V1 SYSTEM V1.0.260  
 Humidity: 65.0%  
 Test Distance: 6.960m [K=1.0000]  
 Remarks:

WEC AND CCEC

NAME: Batumi Longer-8W-35D-3000K-80	TYPE:	WEIGHT:
DIM.:	SPEC.:	SERIAL No.:
MFR.: DOBAC	SUR.:	PROTECTION ANGLE:

ρcc	80%			70%			50%			30%			10%			0
ρw	50%	30%	10%	50%	30%	10%	50%	30%	10%	50%	30%	10%	50%	30%	10%	0
ρfc	20%			20%			20%			20%			20%			0
RCR	RCR:Room Cavity Ratio						Wall Exitance Coefficients(WEC)									
0.0																
1.0	.180	.102	.032	.173	.099	.031	.160	.092	.029	.149	.086	.028	.138	.080	.026	
2.0	.172	.094	.029	.166	.092	.028	.156	.086	.027	.146	.082	.026	.137	.077	.024	
3.0	.163	.087	.026	.158	.085	.026	.149	.081	.025	.141	.077	.024	.133	.074	.023	
4.0	.155	.081	.024	.151	.079	.023	.143	.076	.023	.136	.073	.022	.129	.070	.021	
5.0	.147	.075	.022	.144	.074	.021	.137	.071	.021	.131	.069	.020	.125	.067	.020	
6.0	.140	.070	.020	.137	.069	.020	.131	.067	.020	.125	.065	.019	.120	.063	.019	
7.0	.134	.066	.019	.131	.065	.019	.126	.064	.018	.121	.062	.018	.116	.060	.018	
8.0	.128	.062	.018	.125	.062	.017	.121	.060	.017	.116	.059	.017	.112	.057	.017	
9.0	.122	.059	.017	.120	.058	.016	.116	.057	.016	.112	.056	.016	.108	.055	.016	
10.0	.117	.056	.016	.115	.056	.016	.111	.054	.015	.108	.053	.015	.104	.052	.015	

ρcc	80%			70%			50%			30%			10%			0
ρw	50%	30%	10%	50%	30%	10%	50%	30%	10%	50%	30%	10%	50%	30%	10%	0
ρfc	20%			20%			20%			20%			20%			0
RCR	RCR:Room Cavity Ratio						Ceiling Cavity Exitance Coefficients(CCEC)									
0.0	.190	.190	.190	.163	.163	.163	.111	.111	.111	.064	.064	.064	.020	.020	.020	
1.0	.171	.157	.145	.147	.135	.125	.100	.093	.086	.058	.054	.050	.018	.017	.016	
2.0	.156	.132	.113	.134	.114	.097	.092	.079	.068	.053	.046	.040	.017	.015	.013	
3.0	.144	.114	.089	.123	.098	.078	.085	.068	.054	.049	.040	.032	.016	.013	.010	
4.0	.134	.099	.072	.115	.085	.063	.079	.060	.044	.046	.035	.026	.015	.011	.009	
5.0	.125	.087	.060	.107	.076	.052	.074	.053	.037	.043	.031	.022	.014	.010	.007	
6.0	.117	.078	.050	.101	.068	.043	.070	.047	.031	.040	.028	.018	.013	.009	.006	
7.0	.111	.070	.042	.095	.061	.037	.066	.043	.026	.038	.025	.015	.012	.008	.005	
8.0	.105	.064	.036	.090	.056	.031	.063	.039	.022	.036	.023	.013	.012	.008	.004	
9.0	.100	.059	.031	.086	.051	.027	.060	.036	.019	.035	.021	.012	.011	.007	.004	
10.0	.095	.055	.027	.082	.047	.024	.057	.033	.017	.033	.020	.010	.011	.006	.003	

C Range: 0 - 360DEG  
 C Interval: 5.0DEG  
 Test Speed: HIGH  
 Temperature:25.3DEG  
 Operators:DOBAC  
 Test Date:2017-11-06

γ Range: 0 - 90DEG  
 γ Interval: 0.5DEG  
 Test System:EVERFINE GO-2000B\_V1 SYSTEM V1.0.260  
 Humidity:65.0%  
 Test Distance:6.960m [K=1.0000]  
 Remarks:

Uncorrected UGR Table

NAME: Batumi Longer-8W-35D-3000K-80					TYPE:					WEIGHT:				
DIM.:					SPEC.:					SERIAL No.:				
MFR.: DOBAC					SUR.:					PROTECTION ANGLE:				
ceiling/cavity	0.7	0.7	0.5	0.5	0.3	0.7	0.7	0.5	0.5	0.3				
walls	0.5	0.3	0.5	0.3	0.3	0.5	0.3	0.5	0.3	0.3				
working plane	0.2	0.2	0.2	0.2	0.2	0.2	0.2	0.2	0.2	0.2				
Room dimensions	Viewed crosswise					Viewed endwise								
x = 2H y = 2H	15.6	16.5	15.8	16.7	16.9	16.2	17.2	16.5	17.3	17.5				
3H	15.8	16.6	16.0	16.8	17.0	16.2	17.1	16.5	17.3	17.5				
4H	15.8	16.7	16.1	16.9	17.1	16.2	17.0	16.5	17.2	17.5				
6H	15.8	16.6	16.1	16.8	17.0	16.1	16.9	16.4	17.1	17.4				
8H	15.7	16.5	16.0	16.7	17.0	16.1	16.8	16.4	17.1	17.3				
12H	15.7	16.4	16.0	16.7	17.0	16.0	16.7	16.3	17.0	17.3				
4H 2H	15.5	16.3	15.8	16.5	16.7	16.1	16.9	16.4	17.1	17.4				
3H	15.8	16.5	16.1	16.7	17.0	16.1	16.8	16.5	17.1	17.4				
4H	15.9	16.5	16.2	16.8	17.1	16.1	16.8	16.5	17.1	17.4				
6H	15.8	16.4	16.2	16.7	17.1	16.0	16.6	16.4	16.9	17.3				
8H	15.8	16.3	16.2	16.7	17.0	16.0	16.5	16.4	16.9	17.2				
12H	15.7	16.2	16.1	16.6	17.0	15.9	16.4	16.3	16.8	17.2				
8H 4H	15.8	16.3	16.2	16.7	17.0	16.0	16.6	16.4	16.9	17.3				
6H	15.8	16.2	16.2	16.6	17.0	15.9	16.4	16.4	16.8	17.2				
8H	15.7	16.1	16.2	16.5	16.9	15.9	16.3	16.3	16.7	17.1				
12H	15.7	16.0	16.1	16.4	16.9	15.8	16.2	16.3	16.6	17.1				
12H 4H	15.7	16.2	16.1	16.6	17.0	16.0	16.5	16.4	16.8	17.2				
6H	15.7	16.1	16.1	16.5	16.9	15.9	16.3	16.3	16.7	17.1				
8H	15.7	16.0	16.1	16.4	16.9	15.8	16.2	16.3	16.6	17.1				
Variations with the observer position at spacings:														
S = 1.0H	+ 4.5 / - 3.7					+ 2.7 / - 6.1								
1.5H	+ 7.1 / - 3.7					+ 5.3 / - 6.0								
2.0H	+ 0.4 / - 0.5					+ 0.3 / - 0.7								

CIE Pub.117 Corrected 687.8 lm Total Lamp Luminous Flux. (8log(F/F0) = -1.3)

C Range: 0 - 360DEG  
C Interval: 5.0DEG  
Test Speed: HIGH  
Temperature: 25.3DEG  
Operators: DOBAC  
Test Date: 2017-11-06

γ Range: 0 - 90DEG  
γ Interval: 0.5DEG  
Test System: EVERFINE GO-2000B\_V1 SYSTEM V1.0.260  
Humidity: 65.0%  
Test Distance: 6.960m [K=1.0000]  
Remarks:

UTILIZATION FACTORS TABLE

NAME: Batumi Longer-8W-35D-3000K-80	TYPE:	WEIGHT:
DIM.:	SPEC.:	SERIAL No.:
MFR.: DOBAC	SUR.:	PROTECTION ANGLE:

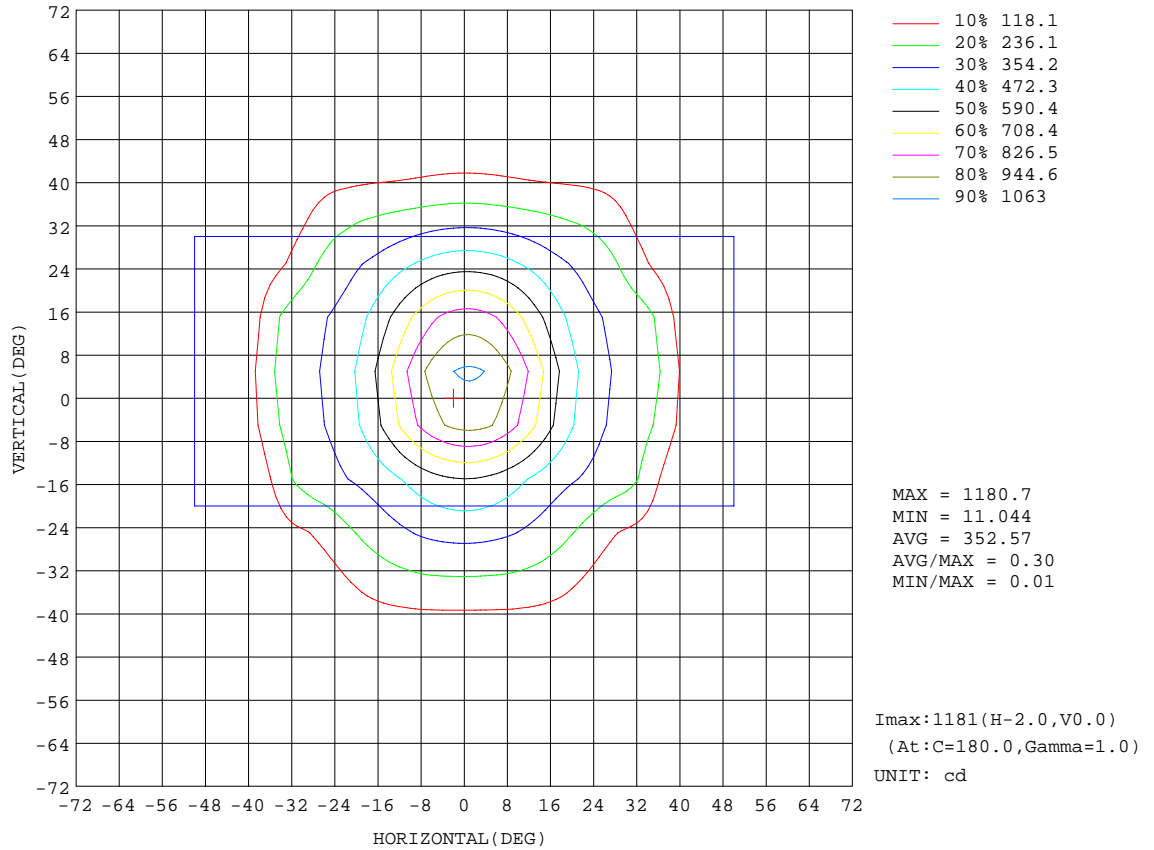
REFLECTANCE										
Ceiling	0.8	0.8	0.8	0.7	0.7	0.7	0.5	0.5	0.5	0
Walls	0.7	0.5	0.3	0.7	0.5	0.3	0.7	0.5	0.3	0
Working plane	0.2	0.2	0.2	0.2	0.2	0.2	0.2	0.2	0.2	0
ROOM INDEX	UTILIZATION FACTORS(PERCENT) k(RI) x RCR = 5									
k = 0.60	86	80	76	86	79	76	85	79	75	72
0.80	94	88	84	93	87	84	92	87	83	79
1.00	98	92	89	97	92	88	96	92	88	84
1.25	102	97	93	101	96	93	99	95	92	88
1.50	105	100	97	104	100	96	102	98	95	91
2.00	108	104	100	107	103	100	104	101	98	93
2.50	110	106	103	108	105	102	105	102	100	94
3.00	111	108	105	110	106	104	106	104	102	95
4.00	114	111	108	111	109	107	108	106	104	97
5.00	115	112	111	113	111	109	109	107	106	98
ROOM INDEX	UF(total)									Direct
According to DIN EN 13032-2 2004			Suspended				SHRNOM = 1.25			

C Range: 0 - 360DEG  
C Interval: 5.0DEG  
Test Speed: HIGH  
Temperature:25.3DEG  
Operators:DOBAC  
Test Date:2017-11-06

γ Range: 0 - 90DEG  
γ Interval: 0.5DEG  
Test System:EVERFINE GO-2000B\_V1 SYSTEM V1.0.260  
Humidity:65.0%  
Test Distance:6.960m [K=1.0000]  
Remarks:

ISOCANDELA DIAGRAM

NAME: Batumi Longer-8W-35D-3000K-80	TYPE:	WEIGHT:
DIM.:	SPEC.:	SERIAL No.:
MFR.: DOBAC	SUR.:	PROTECTION ANGLE:

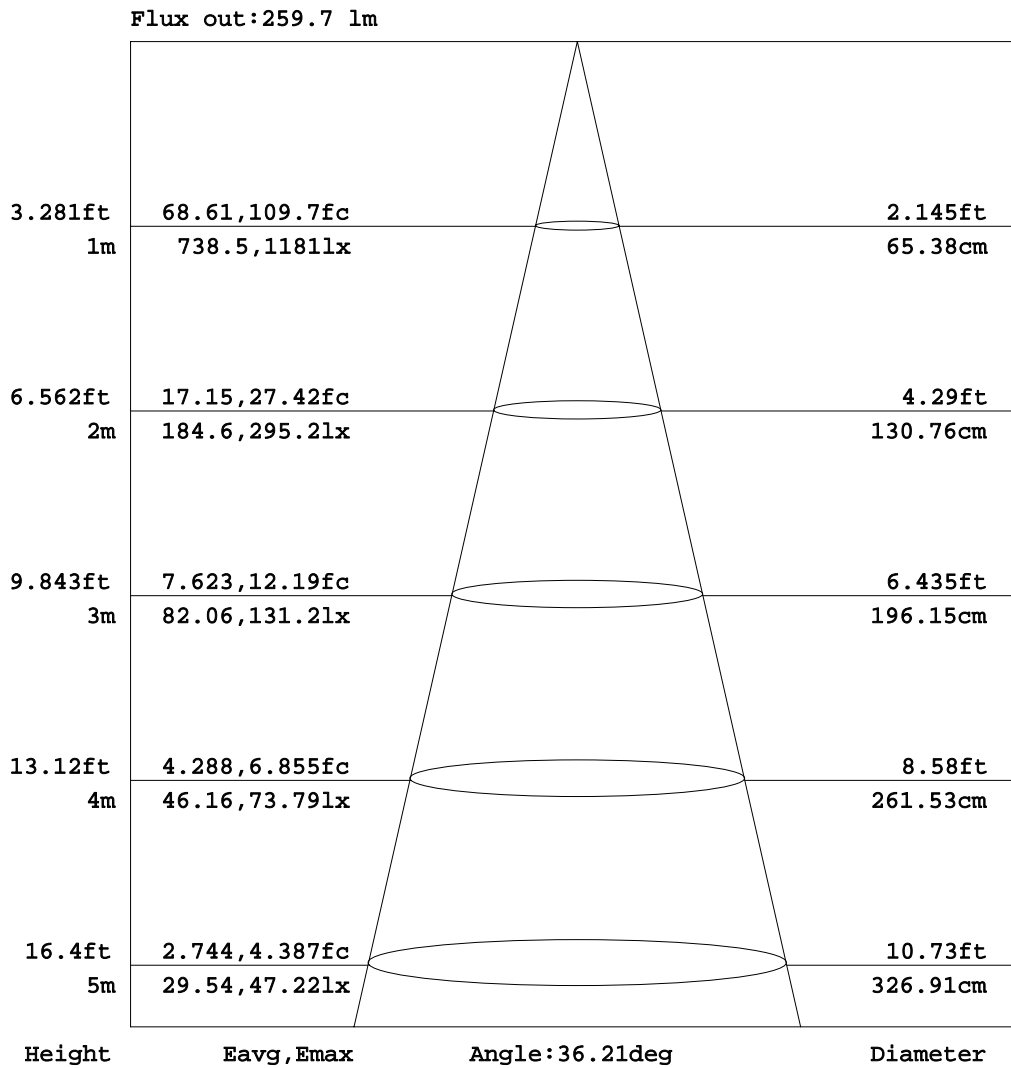


C Range: 0 - 360DEG  
 C Interval: 5.0DEG  
 Test Speed: HIGH  
 Temperature: 25.3DEG  
 Operators: DOBAC  
 Test Date: 2017-11-06

$\gamma$  Range: 0 - 90DEG  
 $\gamma$  Interval: 0.5DEG  
 Test System: EVERFINE GO-2000B\_V1 SYSTEM V1.0.260  
 Humidity: 65.0%  
 Test Distance: 6.960m [K=1.0000]  
 Remarks:

AAI Figure

NAME: Batumi Longer-8W-35D-3000K-80	TYPE:	WEIGHT:
DIM.:	SPEC.:	SERIAL No.:
MFR.: DOBAC	SUR.:	PROTECTION ANGLE:



Note:The Curves indicate the illuminated area and the average illumination when the luminaire is at different distance.

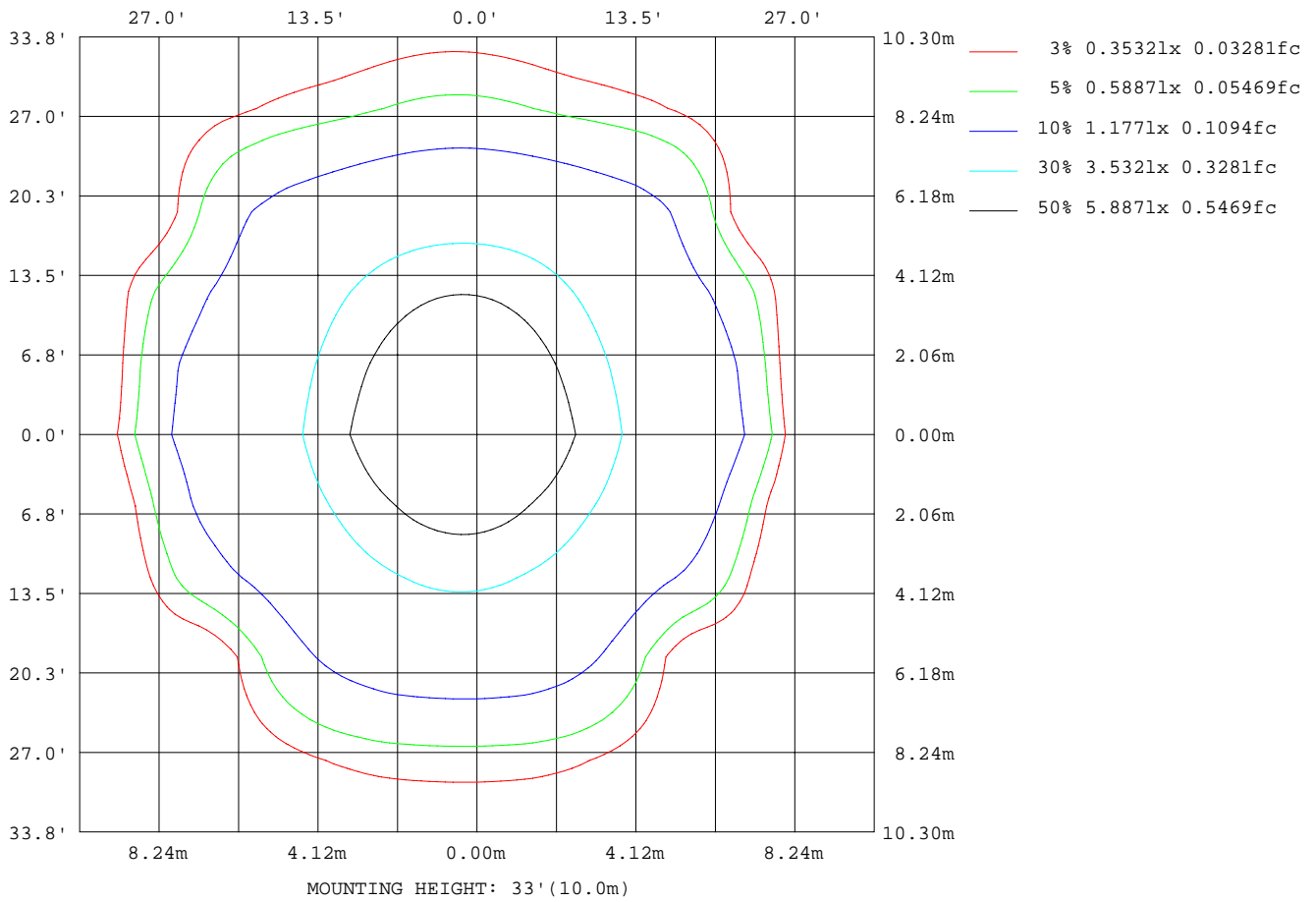
C Range: 0 - 360DEG  
C Interval: 5.0DEG  
Test Speed: HIGH  
Temperature:25.3DEG  
Operators:DOBAC  
Test Date:2017-11-06

γ Range: 0 - 90DEG  
γ Interval: 0.5DEG  
Test System:EVERFINE GO-2000B\_V1 SYSTEM V1.0.260  
Humidity:65.0%  
Test Distance:6.960m [K=1.0000]  
Remarks:



**ISOLUX DIAGRAM**

NAME: Batumi Longer-8W-35D-3000K-80	TYPE:	WEIGHT:
DIM.:	SPEC.:	SERIAL No.:
MFR.: DOBAC	SUR.:	PROTECTION ANGLE:



C Range: 0 - 360DEG  
 C Interval: 5.0DEG  
 Test Speed: HIGH  
 Temperature: 25.3DEG  
 Operators: DOBAC  
 Test Date: 2017-11-06

γ Range: 0 - 90DEG  
 γ Interval: 0.5DEG  
 Test System: EVERFINE GO-2000B\_V1 SYSTEM V1.0.260  
 Humidity: 65.0%  
 Test Distance: 6.960m [K=1.0000]  
 Remarks:

**Average Luminance Table(CIBSE)**

NAME: Batumi Longer-8W-35D-3000K-80	TYPE:	WEIGHT:
DIM.:	SPEC.:	SERIAL No.:
MFR.: DOBAC	SUR.:	PROTECTION ANGLE:

Parameter description for average Luminance	Symbol	Value	Unit
Luminance in Azimuth Plane	Bc	refer Table 2	cd/sq.m.
Intensity at angle Gamma in given azimuth plane	I	from data	cd/klm
Number of lamps	N	1	
Output of each lamp(initial lumens as specified)	F	687.797	lm
Multiplying factor	K	1	
Luminous area in horizontal plane used in calculations	A	0.0055	sq.m.
Angle to the downward vertical from light centre	Gamma	from data	deg

Table 1. Calculation parameters for determination of CIBSE LG3:1996 Average Luminance

G deg	C plane(deg)																		
	0	10	20	30	40	50	60	70	80	90	100	110	120	130	140	150	160	170	180
55	3593	3506	3429	3341	3304	3286	3165	3084	3057	3054	3057	3079	3148	3220	3017	3010	3346	3464	3500
60	3643	3485	3438	3301	3303	3217	3125	3090	3109	3127	3120	3101	3132	2983	2677	2730	3063	3412	3564
65	3534	3367	3316	3222	3240	3152	2959	2817	2777	2781	2809	2865	2995	2688	2570	2482	2476	2699	3462
70	3559	3383	3299	2997	3179	2683	2397	2281	2271	2300	2338	2393	2486	2254	2704	2787	2817	1569	3478
75	2898	2320	2383	2175	2304	1767	1494	1426	1468	1539	1594	1640	1673	1517	2074	3007	2746	2228	3381
80	812	724	982	1165	633	477	375	214	63	0	69	256	465	453	823	1648	1323	1243	1183
85	153	987	545	0	0	0	0	0	0	0	0	0	0	0	0	0	380	541	325

Table 2. Average Luminance(cd/sq.m.) for defined C plane,Gamma angle

CIBSE Category	Gamma (deg)	Average Luminance		Patch Luminance	
		maximum	specified	maximum	specified
		calculated	maximum	measured	maximum
Category 1	55 to 90	3643	200	---	500
Category 2	65 to 90	3559	200	---	500
Category 3	75 to 90	3381	200	---	500

Table 3. Tabulation of Average and Patch Luminance(cd/sq.m.) for defined CIBSE categories

No match

C Range: 0 - 360DEG  
C Interval: 5.0DEG  
Test Speed: HIGH  
Temperature:25.3DEG  
Operators:DOBAC  
Test Date:2017-11-06

γ Range: 0 - 90DEG  
γ Interval: 0.5DEG  
Test System:EVERFINE GO-2000B\_V1 SYSTEM V1.0.260  
Humidity:65.0%  
Test Distance:6.960m [K=1.0000]  
Remarks:

**Average Luminance Table(CIBSE)**

NAME: Batumi Longer-8W-35D-3000K-80	TYPE:	WEIGHT:
DIM.:	SPEC.:	SERIAL No.:
MFR.: DOBAC	SUR.:	PROTECTION ANGLE:

Parameter description for average Luminance	Symbol	Value	Unit
Luminance in Azimuth Plane	Bc	refer Table 2	cd/sq.m.
Intensity at angle Gamma in given azimuth plane	I	from data	cd/klm
Number of lamps	N	1	
Output of each lamp(initial lumens as specified)	F	687.797	lm
Multiplying factor	K	1	
Luminous area in horizontal plane used in calculations	A	0.0055	sq.m.
Angle to the downward vertical from light centre	Gamma	from data	deg

Table 1. Calculation parameters for determination of CIBSE LG3:2001 Average Luminance

G deg	C plane(deg)																		
	0	10	20	30	40	50	60	70	80	90	100	110	120	130	140	150	160	170	180
55	3593	3506	3429	3341	3304	3286	3165	3084	3057	3054	3057	3079	3148	3220	3017	3010	3346	3464	3500
60	3643	3485	3438	3301	3303	3217	3125	3090	3109	3127	3120	3101	3132	2983	2677	2730	3063	3412	3564
65	3534	3367	3316	3222	3240	3152	2959	2817	2777	2781	2809	2865	2995	2688	2570	2482	2476	2699	3462
70	3559	3383	3299	2997	3179	2683	2397	2281	2271	2300	2338	2393	2486	2254	2704	2787	2817	1569	3478
75	2898	2320	2383	2175	2304	1767	1494	1426	1468	1539	1594	1640	1673	1517	2074	3007	2746	2228	3381
80	812	724	982	1165	633	477	375	214	63	0	69	256	465	453	823	1648	1323	1243	1183
85	153	987	545	0	0	0	0	0	0	0	0	0	0	0	0	0	380	541	325

Table 2. Average Luminance(cd/sq.m.) for defined C plane,Gamma angle

range (deg)	Maximum measured	Average Luminance(cd/sq.m)			
		Maximum limit for screen type & software category used			
		Type I,II screen Some neg.s'ware	Type I,II screen Only pos.s'ware	Type III screen Some neg.s'ware	Type III screen Only pos.s'ware
55 to 90	3643	1000	1500	200	500
65 to 90	3559	1000	1500	200	500

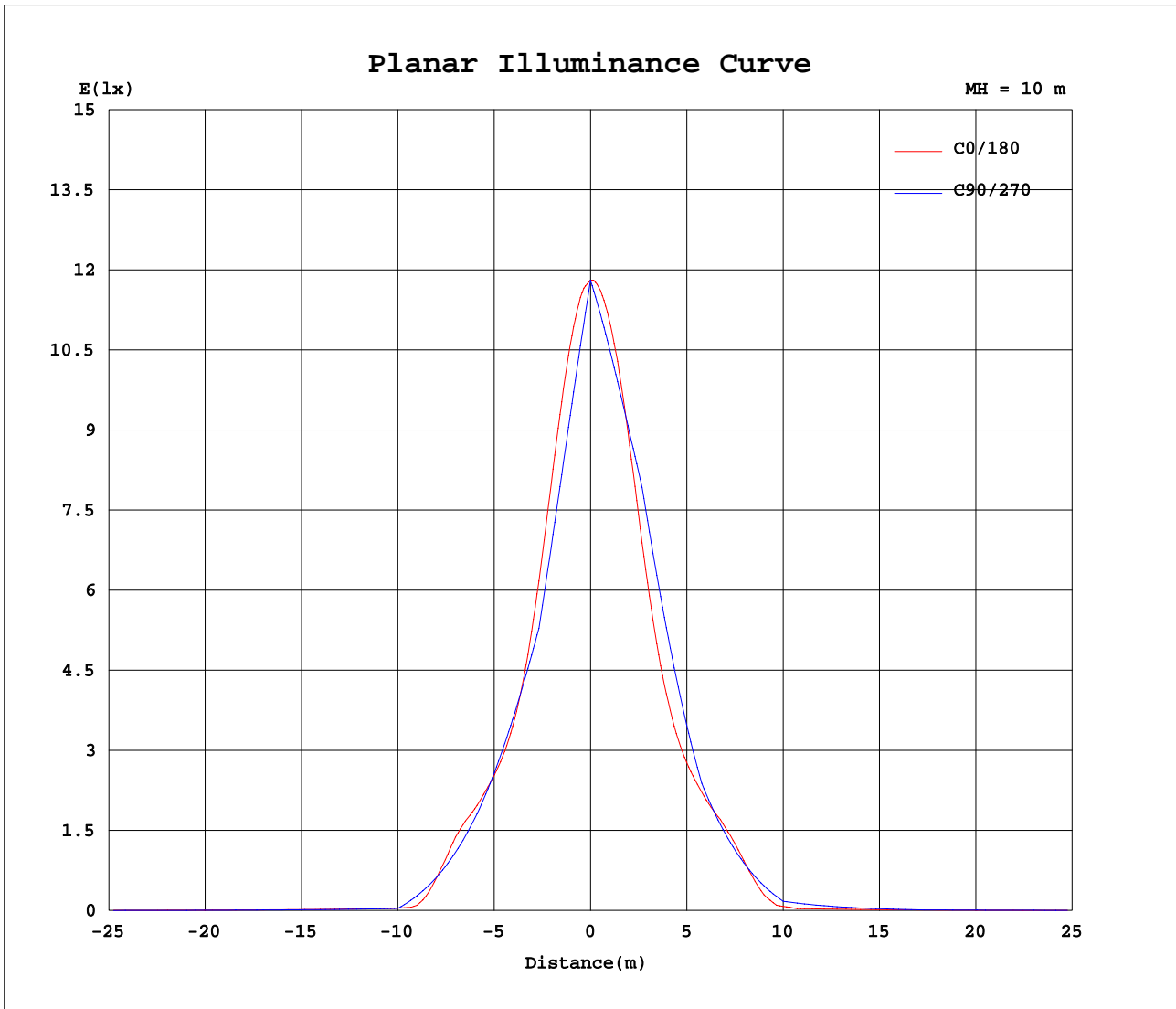
Table 3. Tabulation of average luminance(cd/sq.m.) and luminance limits

No match

C Range: 0 - 360DEG  
C Interval: 5.0DEG  
Test Speed: HIGH  
Temperature:25.3DEG  
Operators:DOBAC  
Test Date:2017-11-06

γ Range: 0 - 90DEG  
γ Interval: 0.5DEG  
Test System:EVERFINE GO-2000B\_V1 SYSTEM V1.0.260  
Humidity:65.0%  
Test Distance:6.960m [K=1.0000]  
Remarks:

Planar Illuminance Curve



C Range: 0 - 360DEG  
 C Interval: 5.0DEG  
 Test Speed: HIGH  
 Temperature: 25.3DEG  
 Operators: DOBAC  
 Test Date: 2017-11-06

$\gamma$  Range: 0 - 90DEG  
 $\gamma$  Interval: 0.5DEG  
 Test System: EVERFINE GO-2000B\_V1 SYSTEM V1.0.260  
 Humidity: 65.0%  
 Test Distance: 6.960m [K=1.0000]  
 Remarks:

LUMINOUS DISTRIBUTION INTENSITY DATA

NAME: Batumi Longer-8W-35D-3000K-80	TYPE:	WEIGHT:
DIM.:	SPEC.:	SERIAL No.:
MFR.: DOBAC	SUR.:	PROTECTION ANGLE:

Table--1

UNIT: cd

C( DEG) γ (DEG)	0	5	10	15	20	25	30	35	40	45	50	55	60	65	70	75	80	85	90
0	1181	1181	1181	1181	1181	1181	1181	1181	1181	1181	1181	1181	1181	1181	1181	1181	1181	1181	1181
5	1106	1091	1076	1062	1049	1038	1028	1019	1011	1005	999	995	990	988	984	982	981	981	983
10	921	896	875	856	841	828	817	808	800	794	789	785	783	781	780	780	781	782	785
15	685	662	644	630	619	611	603	598	593	589	585	582	580	578	578	578	579	583	586
20	488	474	463	456	451	447	444	440	435	429	428	435	443	453	462	470	477	484	489
25	375	366	359	355	353	352	351	348	340	337	339	346	355	364	373	379	384	388	391
30	313	304	297	295	296	295	281	260	249	246	250	261	273	285	292	296	294	293	293
35	251	221	200	191	195	201	188	162	141	136	147	167	189	201	206	206	202	200	199
40	77.1	64.9	56.1	45.9	47.2	65.7	76.7	69.7	42.8	29.2	59.8	88.6	108	118	119	116	111	107	105
45	13.0	12.9	12.7	12.1	12.7	13.5	17.3	12.8	12.6	13.8	20.8	37.0	46.5	45.9	38.5	28.6	19.7	13.7	11.7
50	11.9	11.8	11.8	11.7	11.6	11.6	11.6	11.4	11.2	11.6	12.0	12.9	11.3	11.1	10.9	10.8	10.7	10.7	10.7
55	11.3	11.1	11.1	10.9	10.8	10.8	10.5	10.4	10.4	10.6	10.4	10.2	9.98	9.83	9.73	9.66	9.64	9.64	9.63
60	10.0	9.69	9.58	9.41	9.46	9.23	9.08	9.09	9.08	8.98	8.85	8.71	8.59	8.52	8.50	8.49	8.55	8.58	8.60
65	8.21	7.94	7.83	7.79	7.71	7.63	7.49	7.49	7.53	7.45	7.33	7.16	6.88	6.68	6.55	6.47	6.45	6.45	6.46
70	6.70	6.45	6.36	6.17	6.21	5.64	5.64	5.98	5.98	5.48	5.05	4.73	4.51	4.37	4.29	4.26	4.27	4.30	4.33
75	4.12	3.38	3.30	2.94	3.39	2.87	3.10	3.62	3.28	2.86	2.52	2.27	2.13	2.05	2.03	2.05	2.09	2.14	2.19
80	0.78	0.69	0.69	0.95	0.94	1.07	1.11	1.01	0.60	0.48	0.46	0.42	0.36	0.28	0.20	0.13	0.06	0.02	0.00
85	0.07	0.23	0.47	0.36	0.26	0.11	0.00	0.00	0.00	0.00	0.00	0.00	0.00	0.00	0.00	0.00	0.00	0.00	0.00
90	0.00	0.00	0.00	0.00	0.00	0.00	0.00	0.00	0.00	0.00	0.00	0.00	0.00	0.00	0.00	0.00	0.00	0.00	0.00

C Range: 0 - 360DEG  
C Interval: 5.0DEG  
Test Speed: HIGH  
Temperature:25.3DEG  
Operators:DOBAC  
Test Date:2017-11-06

γ Range: 0 - 90DEG  
γ Interval: 0.5DEG  
Test System:EVERFINE GO-2000B\_V1 SYSTEM V1.0.260  
Humidity:65.0%  
Test Distance:6.960m [K=1.0000]  
Remarks:



LUMINOUS DISTRIBUTION INTENSITY DATA

NAME: Batumi Longer-8W-35D-3000K-80	TYPE:	WEIGHT:
DIM.:	SPEC.:	SERIAL No.:
MFR.: DOBAC	SUR.:	PROTECTION ANGLE:

Table--3

UNIT: cd

C(DEG) γ (DEG)	190	195	200	205	210	215	220	225	230	235	240	245	250	255	260	265	270	275	280
0	1181	1181	1181	1181	1181	1181	1181	1181	1181	1181	1181	1181	1181	1181	1181	1181	1181	1181	1181
5	1119	1113	1107	1102	1098	1095	1092	1090	1088	1087	1085	1085	1084	1083	1083	1081	1080	1078	1077
10	964	957	952	950	950	951	953	957	961	966	971	974	978	981	982	982	980	976	971
15	745	742	744	749	757	768	781	795	810	825	840	854	867	875	881	882	880	873	862
20	542	544	550	560	574	591	611	633	651	667	681	692	702	708	711	711	709	702	694
25	410	413	419	428	441	458	469	483	497	510	522	531	537	540	541	540	538	533	528
30	339	342	348	356	359	361	367	377	385	391	395	395	390	383	375	370	367	367	370
35	280	286	297	290	277	279	291	300	310	309	295	283	274	268	265	263	261	259	259
40	143	163	184	177	165	166	188	217	220	209	192	177	165	160	158	157	155	153	151
45	22.8	25.1	38.4	53.7	55.7	35.9	71.7	107	120	110	92.3	74.3	57.7	50.8	50.3	50.8	49.5	45.9	42.2
50	11.7	11.7	11.7	13.9	11.8	14.0	19.1	35.6	39.5	22.7	11.9	16.0	17.7	22.6	30.6	36.0	36.7	32.4	24.8
55	11.2	11.2	11.2	11.3	11.2	11.2	11.9	11.5	11.3	11.2	11.1	12.7	14.4	16.2	20.5	23.4	23.8	21.6	17.5
60	9.96	9.99	10.1	10.1	10.2	10.4	10.3	10.2	10.2	10.2	10.3	10.6	11.3	11.4	11.5	11.1	11.0	11.2	11.3
65	8.20	8.32	8.43	8.51	8.71	8.75	8.73	8.76	8.88	9.08	9.18	9.24	9.27	9.31	9.33	9.36	9.37	9.40	9.42
70	6.64	6.71	6.83	6.87	7.01	7.12	7.07	6.88	6.98	7.23	7.44	7.56	7.63	7.69	7.73	7.77	7.79	7.81	7.82
75	4.78	5.11	4.50	5.12	5.16	4.71	4.44	4.42	4.81	5.36	5.70	5.89	6.00	6.08	6.14	6.18	6.22	6.22	6.22
80	1.26	1.44	1.55	2.17	2.09	1.81	1.73	1.79	1.91	1.85	1.50	1.09	0.72	0.41	0.18	0.05	0.00	0.05	0.19
85	0.17	0.21	0.17	0.12	0.00	0.00	0.00	0.00	0.00	0.00	0.00	0.00	0.00	0.00	0.00	0.00	0.00	0.00	0.00
90	0.00	0.00	0.00	0.00	0.00	0.00	0.00	0.00	0.00	0.00	0.00	0.00	0.00	0.00	0.00	0.00	0.00	0.00	0.00

C Range: 0 - 360DEG  
C Interval: 5.0DEG  
Test Speed: HIGH  
Temperature:25.3DEG  
Operators:DOBAC  
Test Date:2017-11-06

γ Range: 0 - 90DEG  
γ Interval: 0.5DEG  
Test System:EVERFINE GO-2000B\_V1 SYSTEM V1.0.260  
Humidity:65.0%  
Test Distance:6.960m [K=1.0000]  
Remarks:

LUMINOUS DISTRIBUTION INTENSITY DATA

NAME: Batumi Longer-8W-35D-3000K-80	TYPE:	WEIGHT:
DIM.:	SPEC.:	SERIAL No.:
MFR.: DOBAC	SUR.:	PROTECTION ANGLE:

Table--4

UNIT: cd

C( DEG) γ (DEG)	285	290	295	300	305	310	315	320	325	330	335	340	345	350	355				
0	1181	1181	1181	1181	1181	1181	1181	1181	1181	1181	1181	1181	1181	1181	1181				
5	1076	1075	1075	1073	1073	1072	1071	1071	1072	1074	1077	1081	1085	1091	1098				
10	965	957	948	939	930	920	912	904	898	893	891	891	894	899	908				
15	849	831	813	793	772	752	732	714	699	686	676	669	667	668	674				
20	682	667	650	631	610	591	568	545	526	510	496	487	481	479	481				
25	521	511	499	484	467	450	434	421	409	396	386	379	374	371	372				
30	374	377	377	372	364	355	346	336	330	329	326	318	314	312	311				
35	260	265	273	284	296	290	278	259	245	246	262	264	250	242	242				
40	152	158	169	184	198	202	182	146	127	127	129	117	92.8	77.9	73.1				
45	42.9	53.4	69.3	87.7	103	102	77.9	39.2	18.3	34.0	27.3	16.1	13.9	13.4	13.0				
50	17.4	15.3	13.7	12.1	21.4	32.1	22.8	13.8	12.2	12.2	12.3	12.1	12.1	12.0	12.0				
55	13.8	13.0	11.8	11.4	11.5	11.6	11.8	11.7	11.6	11.5	11.7	11.6	11.5	11.5	11.3				
60	11.2	11.1	10.7	10.6	10.5	10.5	10.5	10.6	10.7	10.4	10.4	10.4	10.2	10.2	10.0				
65	9.43	9.43	9.42	9.39	9.32	9.17	9.09	9.05	9.02	8.89	8.75	8.66	8.58	8.37	8.24				
70	7.81	7.78	7.72	7.59	7.35	7.10	7.11	7.41	7.43	7.28	7.11	7.09	6.95	6.86	6.74				
75	6.19	6.13	6.01	5.77	5.27	4.65	4.40	4.53	4.88	5.37	5.08	4.45	4.85	4.58	4.23				
80	0.42	0.73	1.11	1.51	1.75	1.70	1.64	1.57	1.73	2.06	1.88	1.35	1.17	0.95	0.86				
85	0.00	0.00	0.00	0.00	0.00	0.00	0.00	0.00	0.00	0.00	0.09	0.14	0.17	0.11	0.10				
90	0.00	0.00	0.00	0.00	0.00	0.00	0.00	0.00	0.00	0.00	0.00	0.00	0.00	0.00	0.00				

C Range: 0 - 360DEG  
C Interval: 5.0DEG  
Test Speed: HIGH  
Temperature:25.3DEG  
Operators:DOBAC  
Test Date:2017-11-06

γ Range: 0 - 90DEG  
γ Interval: 0.5DEG  
Test System:EVERFINE GO-2000B\_V1 SYSTEM V1.0.260  
Humidity:65.0%  
Test Distance:6.960m [K=1.0000]  
Remarks: